

# Summit Public School: Shasta

## California Department of Education School Accountability Report Card Reported Using Data from the 2016-17 School Year

By February 1 of each year, every school in California is required by state law to publish a School Accountability Report Card (SARC). The SARC contains information about the condition and performance of each California public school. Under the Local Control Funding Formula (LCFF) all local educational agencies (LEAs) are required to prepare a Local Control and Accountability Plan (LCAP), which describes how they intend to meet annual school-specific goals for all pupils, with specific activities to address state and local priorities. Additionally, data reported in an LCAP is to be consistent with data reported in the SARC.

- For more information about SARC requirements, see the California Department of Education (CDE) SARC Web page at <http://www.cde.ca.gov/ta/ac/sa/>.
- For more information about the LCFF or LCAP, see the CDE LCFF Web page at <http://www.cde.ca.gov/fq/aa/lc/>.
- For additional information about the school, parents/guardians and community members should contact the school principal or the district office.

### DataQuest

DataQuest is an online data tool located on the [CDE DataQuest Web page](#) that contains additional information about this school and comparisons of the school to the district and the county. Specifically, DataQuest is a dynamic system that provides reports for accountability (e.g., test data, enrollment, high school graduates, dropouts, course enrollments, staffing, and data regarding English learners).

### Internet Access

Internet access is available at public libraries and other locations that are publicly accessible (e.g., the California State Library). Access to the Internet at libraries and public locations is generally provided on a first-come, first-served basis. Other use restrictions may include the hours of operation, the length of time that a workstation may be used (depending on availability), the types of software programs available on a workstation, and the ability to print documents.

## Ms. Wren Maletsky, Executive Director

 Principal, Summit Public School: Shasta

### About Our School

Summit Public School: Shasta (Summit Shasta) is a 9-12 high school located in Daly City. Summit Shasta was founded in 2013 in response to families in the JUHSD wanting a small, college focused school in the northern part of the district. Summit Shasta's mission is to prepare a diverse student population for success in college and to be thoughtful, contributing members of society. Summit Shasta focuses on personalized teaching and learning to realize its mission.

### Contact

*Summit Public School: Shasta*  
699 Serramonte Blvd.  
Daly City, CA 94015-4132

Phone: 415-799-4719  
E-mail: [wmaletsky@summitps.org](mailto:wmaletsky@summitps.org)

# About This School

## Contact Information (School Year 2017-18)

District Contact Information (School Year 2017-18)		School Contact Information (School Year 2017-18)	
<b>District Name</b>	Jefferson Union High	<b>School Name</b>	Summit Public School: Shasta
<b>Phone Number</b>	(650) 550-7900	<b>Street</b>	699 Serramonte Blvd.
<b>Superintendent</b>	Terry Deloria	<b>City, State, Zip</b>	Daly City, Ca, 94015-4132
<b>E-mail Address</b>	<a href="mailto:tdeloria@juhsd.net">tdeloria@juhsd.net</a>	<b>Phone Number</b>	415-799-4719
<b>Web Site</b>	<a href="http://www.juhsd.net">www.juhsd.net</a>	<b>Principal</b>	Ms. Wren Maletsky, Executive Director
		<b>E-mail Address</b>	<a href="mailto:wmaletsky@summitps.org">wmaletsky@summitps.org</a>
		<b>Web Site</b>	<a href="http://shasta.summitps.org">shasta.summitps.org</a>
		<b>County-District-School (CDS) Code</b>	41689240127548

*Last updated: 1/22/2018*

## School Description and Mission Statement (School Year 2017-18)

Summit Public School: Shasta is a public charter school authorized by the Jefferson Union High School District. Summit Shasta is located in Daly City. Summit Shasta welcomed its first class of 9th graders in August of 2013, and will continue to add one grade level per year until fully grown to grades 9-12.

### **Our Mission:**

To prepare a diverse student population for success in a 4-year university and to be thoughtful, contributing members of society.

### **Our Core Characteristics:**

All students and teachers are expected to embody the six core characteristics: respect, responsibility, compassion, curiosity, courage, and integrity.

### **Academic Program:**

Every student completes a college-prep course of study that is aligned to the Common Core Standards, and prepares all students for AP classes beginning their junior year. 100% of Summit graduates meet or exceed UC/CSU entrance requirements; 100% of Summit seniors take the SAT or ACT exam and at least two AP exams.

We focus on the four elements that are the foundation of college and career success in the 21st century:

Cognitive Skills – The deeper learning, critical thinking, communication and problem-solving skills needed to succeed in today and tomorrow’s workforce

Content Knowledge – Engaging in learning that is personalized for each student, filling learning gaps and moving students towards competency in all subject-areas.

Habits of Success – Empowering students to self-direct their learning and develop the habits that are invaluable for college and life success

Expedition – immersing in real-world experiences to discover and explore passions and careers, applying learning in authentic ways.

### **Personalized Learning and Mentoring Program:**

Every Summit student has a Personalized Learning Plan (PLP), where students set learning and personal growth goals, track progress, receive immediate feedback and are able to access learning resources at any time. The PLP is designed to be a dynamic tool where families and teachers alike can offer support and coaching.

Summit students have mentors who individually support them through their goals. Mentors serve as college counselors, coaches, family liaisons and advocates, ensuring their mentees are excelling inside and outside of the classroom every day.

### **Our Faculty:**

Our teachers are highly motivated, academically accomplished, innovative and creative. At Summit, teachers participate in 40 days of professional development each year, during which they work together to ensure students are always receiving the highest quality education.

**Extra-Curricular Activities:**

Participation in extra-curricular activities is essential to developing a well-rounded, college and career-ready student. Summit focuses on developing happy, healthy students who have a well-balanced lifestyle that mixes academic classes with personal passions and enjoyable extra-curriculars.

**Teaching and Assessment:**

Summit uses research-based instructional methods and leverages technology in all subjects. Students are immersed in project-based learning and learn content and skills by developing solutions to engaging, real-world problems. Instruction is rigorous for all students, regardless of previous preparation, and curriculum is differentiated to provide a personal pathway to success.

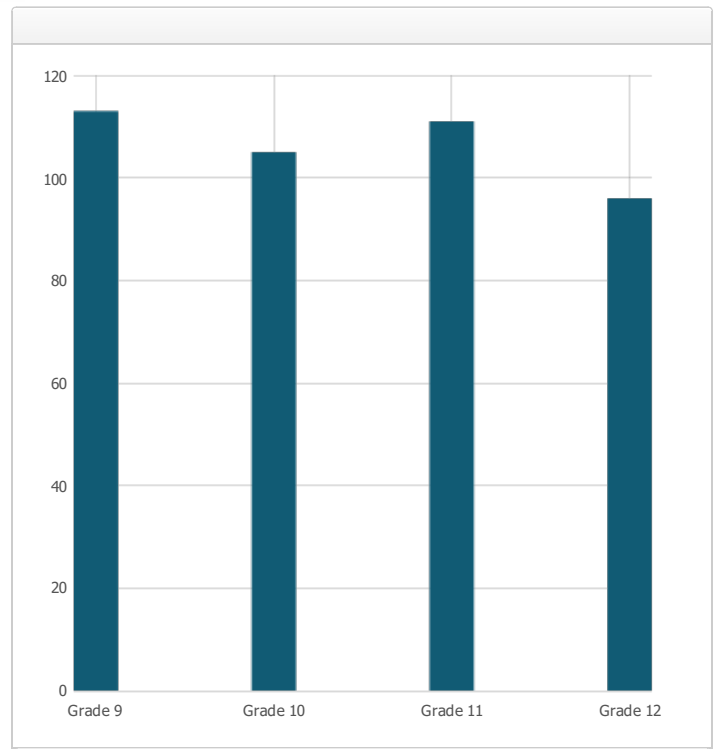
**Assessment:**

Summit students demonstrate competency of content knowledge and cognitive skills compared to state, national, and collegiate standards. Culminating projects are used to assess the college-ready content knowledge and critical thinking skills. Letter grades are assigned for coursework and are consistent with state and college measures. Students take all state standardized exams, Advanced Placement Tests, and the ACT and SAT."

*Last updated: 1/22/2018*

### Student Enrollment by Grade Level (School Year 2016-17)

Grade Level	Number of Students
Grade 9	113
Grade 10	105
Grade 11	111
Grade 12	96
<b>Total Enrollment</b>	<b>425</b>



Last updated: 1/22/2018

### Student Enrollment by Student Group (School Year 2016-17)

Student Group	Percent of Total Enrollment
Black or African American	2.1 %
American Indian or Alaska Native	0.0 %
Asian	19.3 %
Filipino	9.9 %
Hispanic or Latino	24.7 %
Native Hawaiian or Pacific Islander	1.2 %
White	21.6 %
Two or More Races	11.3 %
Other	9.9 %
Student Group (Other)	Percent of Total Enrollment
Socioeconomically Disadvantaged	24.2 %
English Learners	4.5 %
Students with Disabilities	7.3 %
Foster Youth	0.2 %

Last updated: 1/22/2018

## A. Conditions of Learning

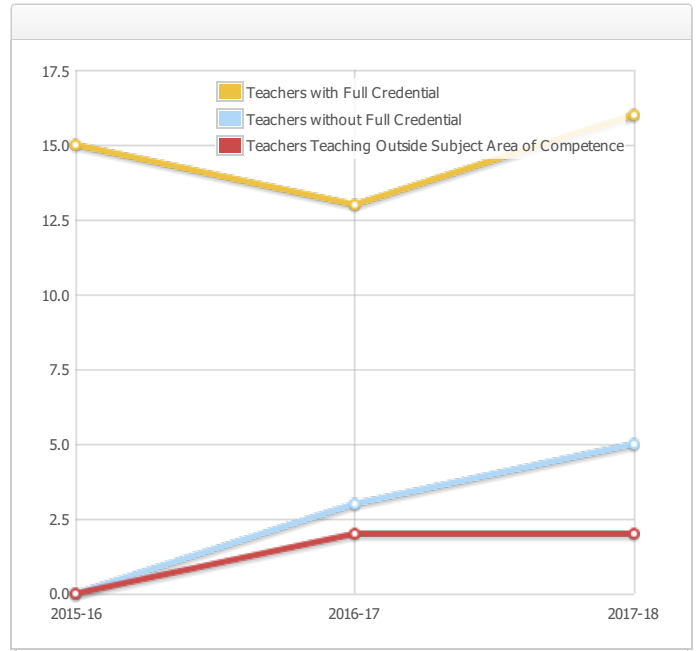
### State Priority: Basic

The SARC provides the following information relevant to the State priority: Basic (Priority 1):

- Degree to which teachers are appropriately assigned and fully credentialed in the subject area and for the pupils they are teaching;
- Pupils have access to standards-aligned instructional materials; and
- School facilities are maintained in good repair

#### Teacher Credentials

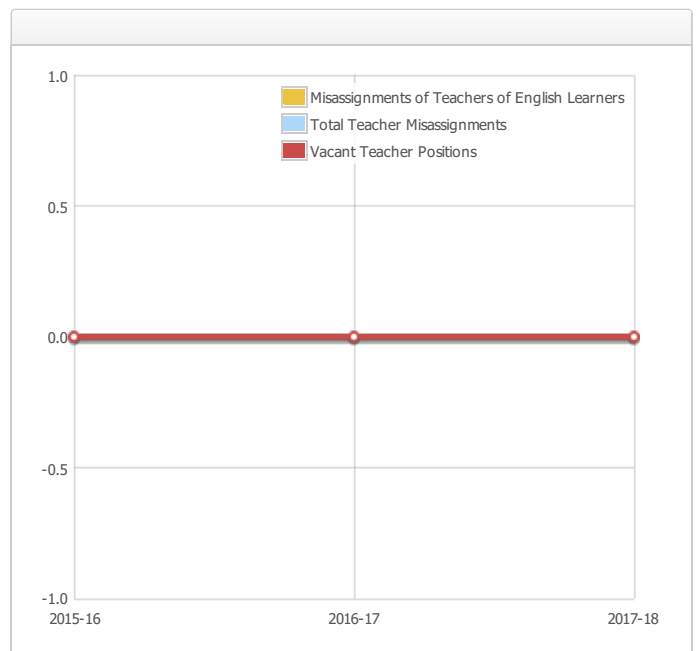
Teachers	School			District
	2015-16	2016-17	2017-18	2017-18
With Full Credential	15	13	16	
Without Full Credential	0	3	5	
Teachers Teaching Outside Subject Area of Competence (with full credential)	0	2	2	



Last updated: 1/22/2018

#### Teacher Misassignments and Vacant Teacher Positions

Indicator	2015-16	2016-17	2017-18
Misassignments of Teachers of English Learners	0	0	0
Total Teacher Misassignments*	0	0	0
Vacant Teacher Positions	0	0	0



Note: "Misassignments" refers to the number of positions filled by teachers who lack legal authorization to teach that grade level, subject area, student group, etc.

\* Total Teacher Misassignments includes the number of Misassignments of Teachers of English Learners.

Last updated: 1/31/2018

**Quality, Currency, Availability of Textbooks and Instructional Materials (School Year 2017-18)**

Year and month in which the data were collected: January 2018

Subject	Textbooks and Instructional Materials/year of Adoption	From Most Recent Adoption?	Percent Students Lacking Own Assigned Copy
Reading/Language Arts	<p>Summit uses a variety of online curricular resources in all subjects.</p> <p>Summit has a 1:1 technology ratio. Students in our school use Chromebooks to access curriculum. Some of the major online curricular resources supporting our academic program are listed below:</p> <p>The Summit Learning Platform - <a href="http://info.summitlearning.org/">http://info.summitlearning.org/</a></p> <p>Reading Plus - <a href="http://www.readingplus.com">www.readingplus.com</a></p> <p>News ELA - differentiated articles based on lexile level - <a href="http://www.newsela.com">www.newsela.com</a></p> <p>No Red Ink - Grammar and process writing support - <a href="http://www.noredink.com">www.noredink.com</a></p> <p>PBS.org - <a href="http://www.pbs.org/teachers/classroom/9-12/">www.pbs.org/teachers/classroom/9-12/</a></p> <p>BrainPop - <a href="http://www.brainpop.com">www.brainpop.com</a></p> <p>SAS Curriculum PathwaysOnline</p> <p>Purdue OWL Writing Exercises Online - <a href="http://grammar/conventions/resources">grammar/conventions/resources</a></p> <p>Poetry Foundation - Poetry terms and poems</p> <p>Grammar Girl Online - <a href="http://grammar/convention/resources">grammar/convention/resources</a> - <a href="http://grammar.quickanddirtytips.com">grammar.quickanddirtytips.com</a></p> <p>CNN/CBS Story Archive - Reading comprehension - <a href="http://literacynet.org/cnnsf/archives.html">literacynet.org/cnnsf/archives.html</a></p> <p>Poetry Out Loud - Poetry terms and poems</p> <p>My English Teacher Grammar - <a href="http://www.myenglishteacher.net">www.myenglishteacher.net</a></p> <p>Open Yale Courses - College lecture on poetic meter - <a href="http://oyc.yale.edu/english/engl-310/lecture-3">oyc.yale.edu/english/engl-310/lecture-3</a></p> <p>EReadingWorksheets General ELA - <a href="http://www.ereadingworksheets.com">www.ereadingworksheets.com</a></p> <p>Time4WritingGrammar - <a href="http://www.time4writing.com">www.time4writing.com</a></p> <p>Research - <a href="http://www.libraryspot.com">www.libraryspot.com</a></p> <p>Literary Glossary Literary Terms - <a href="http://www.shmoop.com/literature-glossary/">www.shmoop.com/literature-glossary/</a></p> <p>Writing Commons - Rhetoric - <a href="http://writingcommons.org">writingcommons.org</a></p> <p>Montgomery KYSchool District - Literary Terms - <a href="http://www.montgomery.kyschools.us/userfiles/1501/Classes/686/sound%20devices%20foundation%20lesson.pdf">www.montgomery.kyschools.us/userfiles/1501/Classes/686/sound%20devices%20foundation%20lesson.pdf</a></p> <p>English Club Grammar Terms - <a href="http://www.englishclub.com/grammar/terms.htm">www.englishclub.com/grammar/terms.htm</a></p> <p>Super Teacher Tools General ELA - <a href="http://www.superteachertools.com">www.superteachertools.com</a></p> <p>Wise Geek Literary Terms - <a href="http://www.wisegeek.com/what-is-consonance.htm">www.wisegeek.com/what-is-consonance.htm</a></p> <p>Bright Hub Education Literary Terms - <a href="http://www.brighthubeducation.com">www.brighthubeducation.com</a></p> <p>Shakespeare Glossary Literary Glossary - <a href="http://www.shakespeareswords.com">www.shakespeareswords.com</a></p> <p>No Fear Shakespeare Shakespeare - <a href="http://www.nfs.sparknotes.com">www.nfs.sparknotes.com</a></p> <p>Teacher Google site Literary Terms - <a href="http://sites.google.com/site/examplesinpoetry/rhythm-poetry-examples-definition">sites.google.com/site/examplesinpoetry/rhythm-poetry-examples-definition</a></p> <p>Chomp Chomp Grammar - <a href="http://www.chompchomp.com">www.chompchomp.com</a></p> <p>Folger Shakespeare Library Shakespeare/Drama - <a href="http://www.folger.edu/Content/Teach-and-Learn/Teaching-Resources/">www.folger.edu/Content/Teach-and-Learn/Teaching-Resources/</a></p> <p>Guide to Grammar &amp; Writing - <a href="http://grammar.ccc.commnet.edu/grammar/">grammar.ccc.commnet.edu/grammar/</a></p> <p>Jeopardy Labs - <a href="http://jeopardylabs.com">jeopardylabs.com</a></p> <p>American Literature Books and Short Stories - <a href="http://www.americanliterature.com">www.americanliterature.com</a></p> <p>UPenn Writing Center - PoetryPoetry resources (audio, text, etc) - <a href="http://www.writing.upenn.edu/~afilreis/88/home.html">www.writing.upenn.edu/~afilreis/88/home.html</a></p> <p>Vocabulary - vocab lists, puzzles, some quizzes - <a href="http://myvocabulary.com">myvocabulary.com</a></p>	Yes	0.0 %
Mathematics	<p>Summit uses a variety of online curricular resources in all subjects.</p> <p>Summit has a 1:1 technology ratio. Students in our school use Chromebooks to access curriculum. Some of the major online curricular resources supporting our academic program are listed below:</p> <p>The Summit Learning Platform - <a href="http://info.summitlearning.org/">http://info.summitlearning.org/</a></p> <p>Khan Academy math videos and exercises - <a href="http://www.khanacademy.org">www.khanacademy.org</a></p> <p>Virtual Nerd - <a href="http://www.virtualnerd.com">www.virtualnerd.com</a></p> <p>HippoCampus - <a href="http://www.hippocampus.org/HippoCampus/">www.hippocampus.org/HippoCampus/</a></p> <p>Brightstorm Big Textbook Bank - <a href="http://www.brightstorm.com/textbook/">www.brightstorm.com/textbook/</a></p> <p>Dan Meyer Three Act Tasks</p> <p>Kuta Software customizable worksheets - <a href="http://www.kutasoftware.com">www.kutasoftware.com</a></p> <p><a href="http://www.screencast.com/users/Ms.Roshan">www.screencast.com/users/Ms.Roshan</a></p> <p><a href="http://www.stupidcalculations.com">www.stupidcalculations.com</a></p> <p>Rossmann/Chance Applets - <a href="http://www.rossmanchance.com/applets/">www.rossmanchance.com/applets/</a></p> <p>PBS.org - Online videos and curricular resources - <a href="http://www.pbs.org/teachers/classroom/9-12/">www.pbs.org/teachers/classroom/9-12/</a></p> <p>Manga High math games - <a href="http://www.mangahigh.com">www.mangahigh.com</a></p> <p>WTAMU Math Lab website tutorials - <a href="http://www.wtamu.edu/academic/anns/mps/math/mathlab/">www.wtamu.edu/academic/anns/mps/math/mathlab/</a></p> <p>CK-12 online textbook(s) - <a href="http://www.ck12.org/teacher/">www.ck12.org/teacher/</a></p> <p>NrichBank's Secondary Curriculum - <a href="http://nrich.maths.org/8517">nrich.maths.org/8517</a></p> <p>NrichBank's Post-16 Curriculum - <a href="http://nrich.maths.org/9088">nrich.maths.org/9088</a></p> <p>Purple Math online textbook - <a href="http://www.purplemath.com">www.purplemath.com</a></p> <p>Regents Prep test prep / online textbook - <a href="http://regentsprep.org">regentsprep.org</a></p> <p>Math Is Fun online textbook w / practice problems - <a href="http://www.mathisfun.com">www.mathisfun.com</a></p> <p>National Library of Virtual Manipulatives - <a href="http://nlvm.usu.edu/en/nav/vlibrary.html">nlvm.usu.edu/en/nav/vlibrary.html</a></p> <p>Illustrative Mathematics Bank of good problems - <a href="http://www.illustrativemathematics.org">www.illustrativemathematics.org</a></p> <p>illustrations that tutorguy Videos - <a href="http://www.thattutorguy.com/free-sample-videos/">www.thattutorguy.com/free-sample-videos/</a></p>	Yes	0.0 %

- Mathematics Vision Project - [www.mathematicsvisionproject.org](http://www.mathematicsvisionproject.org)
- Gooru - [www.gooru.org](http://www.gooru.org)
- Math Goodies - [www.mathgoodies.com/standards/alignments/grade7.html](http://www.mathgoodies.com/standards/alignments/grade7.html)
- Quantitative Methods in Social Sciences websites - [ccnmtl.columbia.edu/projects/qmss/home.html](http://ccnmtl.columbia.edu/projects/qmss/home.html)
- Steve Mays videos - [www.youtube.com/user/maysterchief?feature=watch](http://www.youtube.com/user/maysterchief?feature=watch)
- Hadoman Pursues EdD/videos - [education-portal.com/academy/subject/mathematics.html](http://education-portal.com/academy/subject/mathematics.html)
- IXL - [www.ixl.com](http://www.ixl.com)
- Interactive Mathematics textbook and practice problems - [www.intmath.com](http://www.intmath.com)
- Kendall Hunt High School Mathematics Resources curriculum materials (worksheets, lesson plans, etc.)
- Illuminations NCTM Interactives, Lessons, and Weblinks - [illuminations.nctm.org](http://illuminations.nctm.org)
- The Radix Endeavor Games created by MIT - [www.radixendeavor.org](http://www.radixendeavor.org)
- Ten Marks Math Problems, Videos, and assessments - [www.tenmarks.com](http://www.tenmarks.com)
- Kendall Hunt HS Math Resources - [math.kendallhunt.com/x19356.html](http://math.kendallhunt.com/x19356.html)
- Learn zillion short lessons - [learnzillion.com](http://learnzillion.com)
- Wolfram Problem Generator - [www.wolframalpha.com/problem-generator/](http://www.wolframalpha.com/problem-generator/)
- Mathalicious Lessons aligned with Common Core - [www.mathalicious.com/lessons/](http://www.mathalicious.com/lessons/)
- Balanced Assessment Tasks - [balancedassessment.concord.org](http://balancedassessment.concord.org)
- Mathematics Assessment Project - [map.mathshell.org/materials/index.php](http://map.mathshell.org/materials/index.php)
- PhET Interactive Simulations - [phet.colorado.edu](http://phet.colorado.edu)
- Wolfram Educational Portal - [education.wolfram.com](http://education.wolfram.com)

Science	<p>Summit uses a variety of online curricular resources in all subjects.                  Summit has a 1:1 technology ratio. Students in our school use Chromebooks to access curriculum. Some of the major online curricular resources supporting our academic program are listed below:</p> <p>The Summit Learning Platform - <a href="http://info.summitlearning.org/">http://info.summitlearning.org/</a>                  Practical Work for Learning (Nuffield Foundation)                  Ben Canning (teacher connected with SPS)                  Neo K12                  Crash Course                  Bozeman Science                  Brain Genie                  Brightstorm                  CK12                  Ted-Ed                  ChemThinkLearn                  Genetics                  DNA from the Beginning                  AAAS                  Education Portal: Science                  Science Case Studies Database                  DNA learning center                  HHMI - Biointeractive                  MESA                  Understanding Evolution                  Gooru                  Pearson (Biology)                  The Radix Endeavor                  PhET</p>	Yes	0.0 %
History-Social Science	<p>Summit uses a variety of online curricular resources in all subjects.                  Summit has a 1:1 technology ratio. Students in our school use Chromebooks to access curriculum. Some of the major online curricular resources supporting our academic program are listed below:</p> <p>The Summit Learning Platform - <a href="http://info.summitlearning.org/">http://info.summitlearning.org/</a>                  Facing History Units and Resource Bank                  Stanford History Education Group Assessments and Resources                  PBS.org                  Crash Course by John Greene - YouTube                  Eyewitness to History - <a href="http://www.eyewitnesstohistory.com">http://www.eyewitnesstohistory.com</a>                  Gooru                  Big History                  Smart History                  Scholastic</p>	Yes	0.0 %
Foreign Language	<p>Summit uses a variety of online curricular resources in all subjects.                  Summit has a 1:1 technology ratio. Students in our school use Chromebooks to access curriculum. Some of the major online curricular resources supporting our academic program are listed below:</p> <p>The Summit Learning Platform - <a href="http://info.summitlearning.org/">http://info.summitlearning.org/</a>                  Trent University - Spanish language exercises                  Dr. Lemon                  Avenue Language Learning                  Study Spanish                  Proyecto Aula Literatura</p>	Yes	0.0 %

	Proyecto Aula Lengua Centro Virtual Cervantes BBC Spanish Realidades - Companion sites Aprender Español Quia 123 TeachMe Spanish.Language&Culture - personal.colby.edu/~bknelson/SLC/index.php Linguee Quizlet Duolingo Libroteca Audiria Cliff-notes Homework Help EcuRed Biblioteca Virtual Miguel de Cervantes		
Health	Summit uses a variety of online curricular resources in all subjects. Summit has a 1:1 technology ratio. Students in our school use Chromebooks to access curriculum. Some of the major online curricular resources supporting our academic program are listed below:  The Summit Learning Platform - <a href="http://info.summitlearning.org/">http://info.summitlearning.org/</a> Sex Ed Playlist - <a href="http://tinyurl.com/sj-sex-ed">tinyurl.com/sj-sex-ed</a>	Yes	0.0 %
Visual and Performing Arts	Summit has an Expeditions program where all students will fulfill their Visual Performing Arts requirements. These courses have all of the necessary equipment and materials necessary for students to be successful.	Yes	0.0 %
Science Lab Eqpmt (Grades 9-12)	N/A	N/A	0.0 %

Note: Cells with N/A values do not require data.

Last updated: 1/31/2018



## School Facility Conditions and Planned Improvements

For the 2016-17 school year, Shasta is located at 699 Serramonte Blvd, in Daly City. The facilities are provided through Prop 39, by the Jefferson School District and will house Shasta students until the completion of Shasta's permanent campus on the same site (expected to open July 2018). The current site consists of portable buildings, including classrooms, admin offices, a servery, and a bathroom. For the 2016-17 school year, two additional portables were constructed, to accommodate additional students.

Each classroom at the current site has an available LCD projector and the entire site was equipped for wireless internet. There is a separate student and teacher network. All teachers have school laptops, and all students have their own Chromebooks.

Jefferson Union High School District is the building's landlord and is responsible for major maintenance and code compliance of the facilities. Summit Shasta's building is in compliance with all fire, safety, and seismic codes (including fire sprinklers).

The facilities are well maintained and in good condition and were adequate for the delivery of the SPS instructional program. Summit Public Schools: Shasta contracts directly for custodial services and the facilities are cleaned on a daily basis.

*Last updated: 1/22/2018*

## School Facility Good Repair Status

Year and month of the most recent FIT report: January 2018

System Inspected	Rating	Repair Needed and Action Taken or Planned
Systems: Gas Leaks, Mechanical/HVAC, Sewer	Good	
Interior: Interior Surfaces	Good	
Cleanliness: Overall Cleanliness, Pest/Vermin Infestation	Good	
Electrical: Electrical	Good	
Restrooms/Fountains: Restrooms, Sinks/Fountains	Good	
Safety: Fire Safety, Hazardous Materials	Good	
Structural: Structural Damage, Roofs	Good	
External: Playground/School Grounds, Windows/Doors/Gates/Fences	Good	

## Overall Facility Rate

Year and month of the most recent FIT report: January 2018

Overall Rating	Good
----------------	------

*Last updated: 1/22/2018*

## B. Pupil Outcomes

### State Priority: Pupil Achievement

The SARC provides the following information relevant to the State priority: Pupil Achievement (Priority 4):

- **Statewide assessments** (i.e., California Assessment of Student Performance and Progress [CAASPP] System, which includes the Smarter Balanced Summative Assessments for students in the general education population and the California Alternate Assessments [CAAs] for English language arts/literacy [ELA] and mathematics given in grades three through eight and grade eleven. Only eligible students may participate in the administration of the CAAs. CAAs items are aligned with alternate achievement standards, which are linked with the Common Core State Standards [CCSS] for students with the most significant cognitive disabilities); and
- The percentage of students who have successfully completed courses that satisfy the requirements for entrance to the University of California and the California State University, or career technical education sequences or programs of study.

#### CAASPP Test Results in ELA and Mathematics for All Students

##### Grades Three through Eight and Grade Eleven (School Year 2016-17)

Subject	Percentage of Students Meeting or Exceeding the State Standards					
	School		District		State	
	2015-16	2016-17	2015-16	2016-17	2015-16	2016-17
English Language Arts / Literacy (grades 3-8 and 11)	90%	87%	59%	68%	48%	48%
Mathematics (grades 3-8 and 11)	66%	51%	35%	40%	36%	37%

Note: Percentages are not calculated when the number of students tested is ten or less, either because the number of students in this category is too small for statistical accuracy or to protect student privacy.

*Last updated: 1/22/2018*

**CAASPP Test Results in ELA by Student Group****Grades Three through Eight and Grade Eleven (School Year 2016-17)**

<b>Student Group</b>	<b>Total Enrollment</b>	<b>Number Tested</b>	<b>Percent Tested</b>	<b>Percent Met or Exceeded</b>
All Students	110	110	100.00%	87.27%
Male	67	67	100.00%	86.57%
Female	43	43	100.00%	88.37%
Black or African American	--	--	--	
American Indian or Alaska Native				
Asian	18	18	100.00%	100.00%
Filipino	--	--	--	
Hispanic or Latino	33	33	100.00%	75.76%
Native Hawaiian or Pacific Islander				
White	30	30	100.00%	96.67%
Two or More Races	12	12	100.00%	66.67%
Socioeconomically Disadvantaged	29	29	100.00%	65.52%
English Learners	--	--	--	
Students with Disabilities	--	--	--	
Students Receiving Migrant Education Services				
Foster Youth				

Note: ELA test results include the Smarter Balanced Summative Assessment and the CAA. The "Percent Met or Exceeded" is calculated by taking the total number of students who met or exceeded the standard on the Smarter Balanced Summative Assessment plus the total number of students who met the standard (i.e., achieved Level 3--Alternate) on the CAAs divided by the total number of students who participated in both assessments.

Note: Double dashes (--) appear in the table when the number of students is ten or less, either because the number of students in this category is too small for statistical accuracy or to protect student privacy.

Note: The number of students tested includes all students who participated in the test whether they received a score or not; however, the number of students tested is not the number that was used to calculate the achievement level percentages. The achievement level percentages are calculated using only students who received scores.

*Last updated: 1/22/2018*

**CAASPP Test Results in Mathematics by Student Group****Grades Three through Eight and Grade Eleven (School Year 2016-17)**

Student Group	Total Enrollment	Number Tested	Percent Tested	Percent Met or Exceeded
All Students	110	109	99.09%	51.38%
Male	67	67	100.00%	56.72%
Female	43	42	97.67%	42.86%
Black or African American	--	--	--	
American Indian or Alaska Native				
Asian	18	18	100.00%	94.44%
Filipino	--	--	--	
Hispanic or Latino	33	32	96.97%	21.88%
Native Hawaiian or Pacific Islander				
White	30	30	100.00%	63.33%
Two or More Races	12	12	100.00%	41.67%
Socioeconomically Disadvantaged	29	28	96.55%	21.43%
English Learners	--	--	--	
Students with Disabilities	--	--	--	
Students Receiving Migrant Education Services				
Foster Youth				

Note: Mathematics test results include the Smarter Balanced Summative Assessment and the CAA. The "Percent Met or Exceeded" is calculated by taking the total number of students who met or exceeded the standard on the Smarter Balanced Summative Assessment plus the total number of students who met the standard (i.e., achieved Level 3--Alternate) on the CAAs divided by the total number of students who participated in both assessments.

Note: Double dashes (--) appear in the table when the number of students is ten or less, either because the number of students in this category is too small for statistical accuracy or to protect student privacy.

Note: The number of students tested includes all students who participated in the test whether they received a score or not; however, the number of students tested is not the number that was used to calculate the achievement level percentages. The achievement level percentages are calculated using only students who received scores.

*Last updated: 1/22/2018*

**CAASPP Test Results in Science for All Students****Grades Five, Eight and Ten**

Subject	Percentage of Students Scoring at Proficient or Advanced					
	School		District		State	
	2014-15	2015-16	2014-15	2015-16	2014-15	2015-16
Science (grades 5, 8, and 10)	68.0%	73.0%	55.0%	56.0%	56%	54%

Note: Science test results include California Standards Tests (CSTs), California Modified Assessment (CMA), and California Alternate Performance Assessment (CAPA) in grades five, eight, and ten.

Note: Scores are not shown when the number of students tested is ten or less, either because the number of students in this category is too small for statistical accuracy or to protect student privacy.

Note: The 2016-17 data are not available. The California Department of Education is developing a new science assessment based on the Next Generation Science Standards for California Public Schools (CA NGSS). The new California Science Test (CAST) was piloted in spring 2017. The CST and CMA for Science will no longer be administered.

*Last updated: 1/22/2018*

**Career Technical Education Programs (School Year 2016-17)**

Summit Public Schools: Shasta does not currently offer CTE programs.

*Last updated: 1/22/2018*

**Courses for University of California (UC) and/or California State University (CSU) Admission**

UC/CSU Course Measure	Percent
2016-17 Pupils Enrolled in Courses Required for UC/CSU Admission	100.0%
2015-16 Graduates Who Completed All Courses Required for UC/CSU Admission	0.0%

# State Priority: Other Pupil Outcomes

The SARC provides the following information relevant to the State priority: Other Pupil Outcomes (Priority 8):

- Pupil outcomes in the subject area of physical education

## California Physical Fitness Test Results (School Year 2016-17)

Grade Level	Percentage of Students Meeting Fitness Standards		
	Four of Six Fitness Standards	Five of Six Fitness Standards	Six of Six Fitness Standards
9	40.9%	30.9%	15.5%

Note: Percentages are not calculated when the number of students tested is ten or less, either because the number of students in this category is too small for statistical accuracy or to protect student privacy.

Last updated: 1/22/2018

## C. Engagement

### State Priority: Parental Involvement

The SARC provides the following information relevant to the State priority: Parental Involvement (Priority 3):

- Efforts the school district makes to seek parent input in making decisions for the school district and each schoolsite

#### Opportunities for Parental Involvement (School Year 2017-18)

Summit Public Schools: Shasta recognizes that students learn best when parents are involved in their learning and their learning community. Almost all current research indicates that parental involvement is the single most important ingredient to student success after socioeconomic status. Accordingly, Summit Shasta actively reaches out to parents and encourages them to be involved in the school in many ways. The Shasta Parent Organization is responsible for coordinating Shasta volunteer needs and activities, and recording volunteer participation. The SPO management team strives to match school needs with the interests and schedules of each family and values input from the entire Shasta community. SPO is divided into 6 functional committees with "leads" for each group. The committees are as follows: School Spirit, Administrative, School Events, Fundraising, Sports, and Facilities. Some examples of volunteer opportunities include:

Driving, chaperoning, or helping to plan the school camping trip  
 Driving, chaperoning, or helping to plan grade level study trips  
 Helping to serve lunch  
 Doing data entry, mailings, translations and other community outreach  
 Assisting with open houses and other recruitment outreach  
 Helping with the college process  
 Assisting with schools and clubs and sports  
 Working to help keep our facility clean and safe

### State Priority: Pupil Engagement

*Last updated: 1/22/2018*

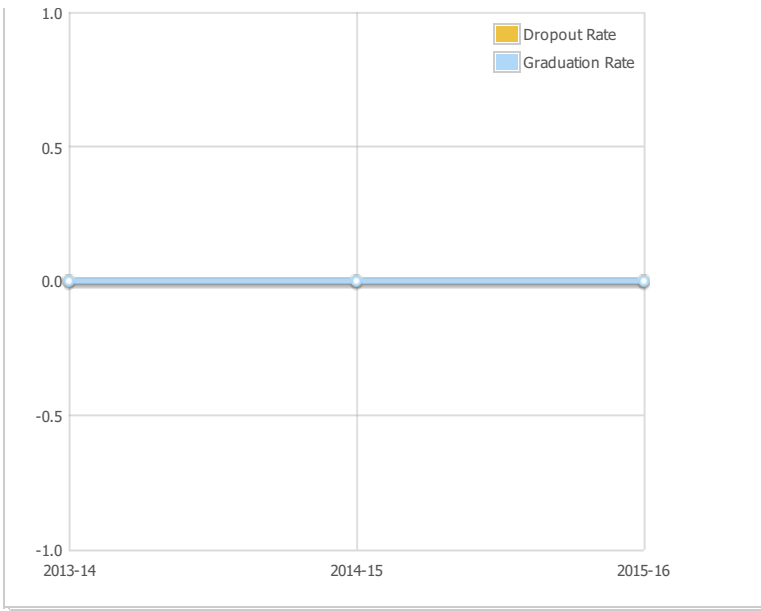
The SARC provides the following information relevant to the State priority: Pupil Engagement (Priority 5):

- High school dropout rates; and
- High school graduation rates

#### Dropout Rate and Graduation Rate (Four-Year Cohort Rate)

Indicator	School			District			State		
	2013-14	2014-15	2015-16	2013-14	2014-15	2015-16	2013-14	2014-15	2015-16
Dropout Rate	0.0%	0.0%	0.0%	0.0%	0.0%	0.0%	11.5%	10.7%	9.7%
Graduation Rate	0.0%	0.0%	0.0%	91.4%	92.5%	94.2%	81.0%	82.3%	83.8%

#### Dropout/Graduation Rate (Four-Year Cohort Rate) Chart



*Last updated: 1/22/2018*



**Completion of High School Graduation Requirements - Graduating Class of 2016****(One-Year Rate)**

<b>Student Group</b>	<b>School</b>	<b>District</b>	<b>State</b>
All Students	--	92.8%	87.1%
Black or African American	--	96.6%	79.2%
American Indian or Alaska Native	--	60.0%	80.2%
Asian	--	97.1%	94.4%
Filipino	--	94.4%	93.8%
Hispanic or Latino	--	88.6%	84.6%
Native Hawaiian or Pacific Islander	--	100.0%	86.6%
White	--	92.5%	91.0%
Two or More Races	--	93.6%	90.6%
Socioeconomically Disadvantaged	--	90.8%	85.5%
English Learners	--	61.3%	55.4%
Students with Disabilities	--	63.5%	63.9%
Foster Youth	--	--	--

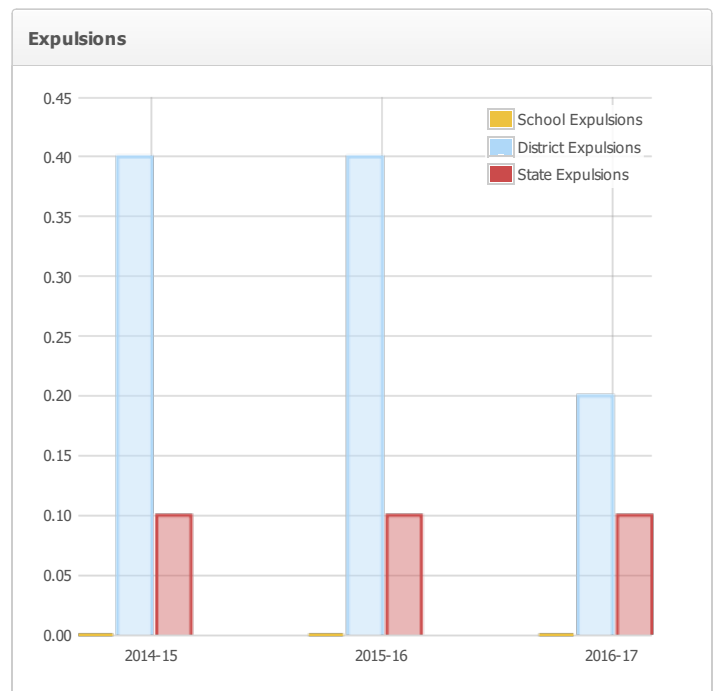
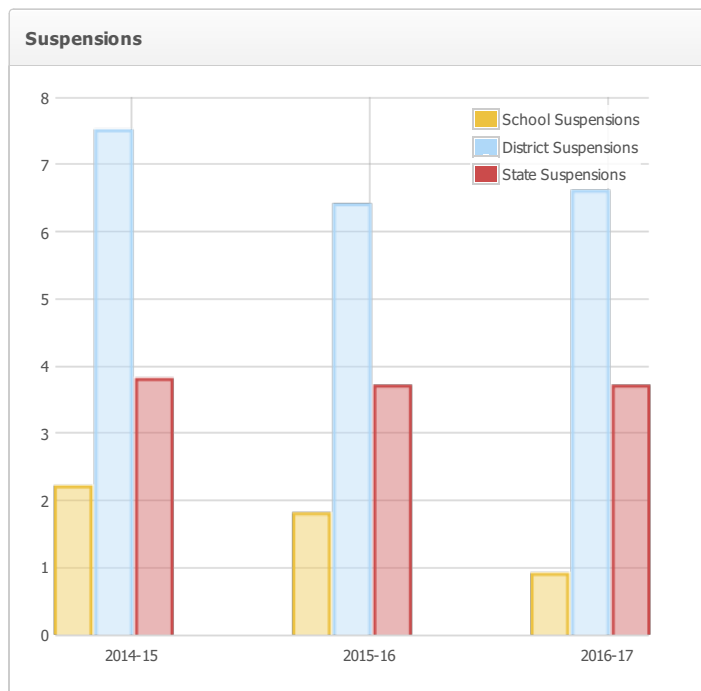
# State Priority: School Climate

The SARC provides the following information relevant to the State priority: School Climate (Priority 6):

- Pupil suspension rates;
- Pupil expulsion rates; and
- Other local measures on the sense of safety

## Suspensions and Expulsions

Rate	School			District			State		
	2014-15	2015-16	2016-17	2014-15	2015-16	2016-17	2014-15	2015-16	2016-17
Suspensions	2.2%	1.8%	0.9%	7.5%	6.4%	6.6%	3.8%	3.7%	3.7%
Expulsions	0.0%	0.0%	0.0%	0.4%	0.4%	0.2%	0.1%	0.1%	0.1%



Last updated: 1/22/2018

## School Safety Plan (School Year 2017-18)

It is the policy of Summit Public Schools to strive for the highest safety standards and to provide a safe workplace for all employees and a safe school for all students.

School Safety plans are located in the front office, and include procedures for fire drills, earthquake drills, shelter-in-place drills, chemical release incidents, and intruder incidents. There are also appropriate evacuation drills. The safety plan is reviewed and updated each August, and faculty receive training in August, and ongoing as needed.

The School also complies with the Education Code requirement that each new employee be fingerprinted for the purpose of obtaining a criminal background check as a condition of employment. Summit Shasta follows standard health and safety practices as required by State and local law.

All visitors to the school are required to sign in and indicate the purpose of their visit. No unauthorized visitors are allowed on the campus. The School practices close communication with parents, such as calling home when a student is sick or in the case of a medical emergency to ensure the health and safety of the student body.

Last updated: 1/22/2018

## **D. Other SARC Information**

The information in this section is required to be in the SARC but is not included in the state priorities for LCFF.

**Average Class Size and Class Size Distribution (Secondary)**

Subject	2014-15				2015-16				2016-17			
	Average Class Size	Number of Classes *			Average Class Size	Number of Classes *			Average Class Size	Number of Classes *		
		1-22	23-32	33+		1-22	23-32	33+		1-22	23-32	33+
English	28.0	0	8	0	27.0	1	11	0	27.0	5	8	3
Mathematics	24.0	1	8	0	27.0	2	9	1	27.0	3	11	2
Science	28.0	0	8	0	27.0	2	9	1	26.0	4	10	2
Social Science	28.0	0	8	0	27.0	1	11	0	27.0	4	9	3

\* Number of classes indicates how many classrooms fall into each size category (a range of total students per classroom). At the secondary school level, this information is reported by subject area rather than grade level.

Last updated: 1/22/2018

**Academic Counselors and Other Support Staff (School Year 2016-17)**

Title	Number of FTE* Assigned to School	Average Number of Students per Academic Counselor
Academic Counselor		
Counselor (Social/Behavioral or Career Development)	0.1	N/A
Library Media Teacher (Librarian)		N/A
Library Media Services Staff (Paraprofessional)		N/A
Psychologist	0.1	N/A
Social Worker		N/A
Nurse		N/A
Speech/Language/Hearing Specialist	0.1	N/A
Resource Specialist (non-teaching)	2.0	N/A
Other	0.5	N/A

Note: Cells with N/A values do not require data.

\*One Full Time Equivalent (FTE) equals one staff member working full time; one FTE could also represent two staff members who each work 50 percent of full time.

Last updated: 1/26/2018

**Expenditures Per Pupil and School Site Teacher Salaries (Fiscal Year 2015-16)**

Level	Total Expenditures Per Pupil	Expenditures Per Pupil (Restricted)	Expenditures Per Pupil (Unrestricted)	Average Teacher Salary
School Site	\$10745.0	\$714.0	\$10030.0	\$56752.0
District	N/A	N/A	\$0.0	\$66327.0
Percent Difference – School Site and District	N/A	N/A	200.0%	-15.6%
State	N/A	N/A	\$6574.0	\$82770.0
Percent Difference – School Site and State	N/A	N/A	41.6%	-37.3%

Note: Cells with N/A values do not require data.

Last updated: 1/22/2018

## Types of Services Funded (Fiscal Year 2016-17)

At Summit Shasta, we have many different types of programs and services available at the school that support and assist students. Those are:

**Office Hours** - after school, there are about 6 hours per week where students can come get support from their teachers and peers outside of the regular school day. During these office hours, teachers are available to support students in their learning of content, practice on skills they haven't mastered yet, or to get work done in a quiet and safe place.

**Foundations**- in order to address foundational knowledge and skills gaps, our school offers support and development for English Language Development, Numeracy and Defined Learning Needs by providing intervention times structures, instructional resources and programs. We use programming to provide foundational literacy skills such as decoding and phonological awareness through Lexia Reading Core; oral fluency building through Reading Plus; numeracy intervention through ST Math and targeted small-group teacher facilitated direct instruction. In order to target the correct intervention, we use data from external assessments and core classes.

**Flex Time**- each week students have access to course interventions and course extensions. This is a structured time offered by our core teachers to support student success and foster student interest in all subjects.

**Peer tutoring** - during the day, as well as after school, we also have times where students support other students academically. The peer tutoring club is something driven by students, and is used widely by students to get help on content or skills for their courses.

**Mentor Check ins** - every student, every week, has an extended check in with their mentor. During this check in, mentors use this as an opportunity to support students in goal-setting, making plans, advocating for them, and how to improve their learning habits. This is a structured time where mentors can get at the root causes of why students need support.

**Data** - we also have a dedicated time for teachers to look at achievement data and meet in teams to dissect and make plans for students who need support. Every week, there is a time for data to be looked at to help students make plans, identify students who need more targeted support, and to see which students need to be more challenged.

*Last updated: 1/22/2018*

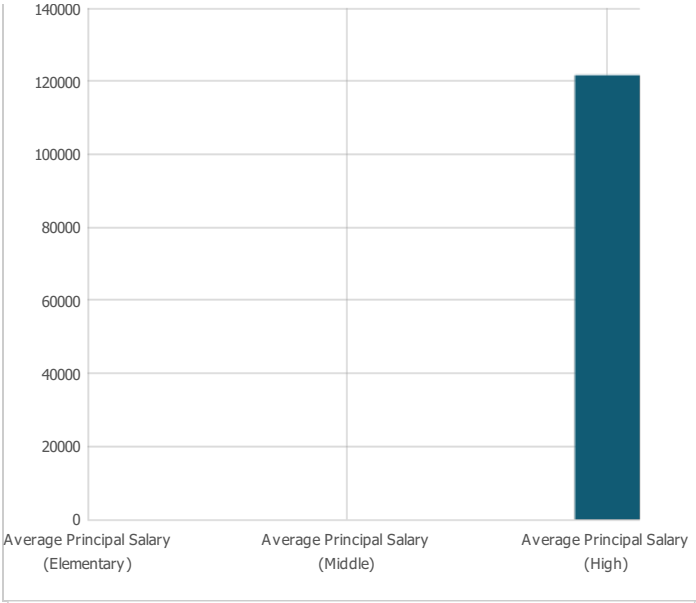
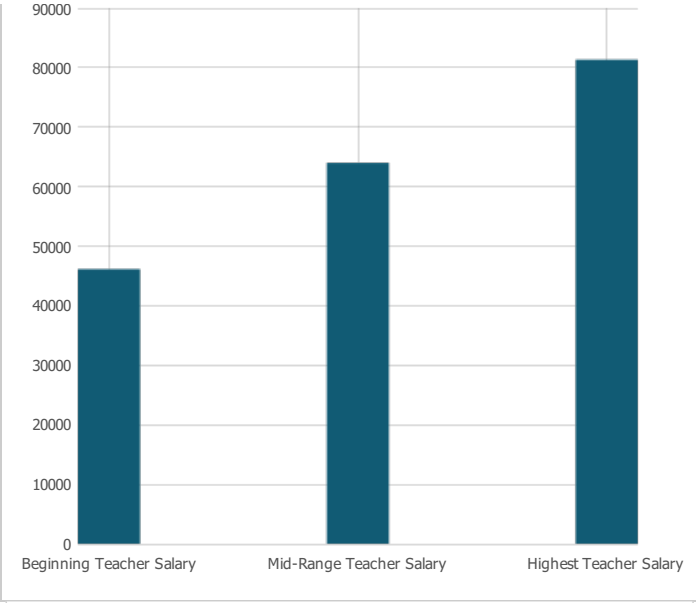
## Teacher and Administrative Salaries (Fiscal Year 2015-16)

Category	District Amount	State Average For Districts In Same Category
Beginning Teacher Salary	\$46,150	\$50,221
Mid-Range Teacher Salary	\$64,001	\$83,072
Highest Teacher Salary	\$81,341	\$104,882
Average Principal Salary (Elementary)	\$	\$
Average Principal Salary (Middle)	\$	\$128,094
Average Principal Salary (High)	\$121,630	\$146,114
Superintendent Salary	\$175,600	\$226,121
Percent of Budget for Teacher Salaries	31.0%	34.0%
Percent of Budget for Administrative Salaries	4.0%	5.0%

For detailed information on salaries, see the CDE Certificated Salaries & Benefits Web page at <http://www.cde.ca.gov/ds/fd/cs/>.

**Teacher Salary Chart**

**Principal Salary Chart**



Last updated: 1/22/2018

**Advanced Placement (AP) Courses (School Year 2016-17)**

Subject	Number of AP Courses Offered*	Percent of Students In AP Courses
Computer Science	0	N/A
English	2	N/A
Fine and Performing Arts	0	N/A
Foreign Language	1	N/A
Mathematics	2	N/A
Science	1	N/A
Social Science	2	N/A
All Courses	8	48.7%

Note: Cells with N/A values do not require data.

\*Where there are student course enrollments of at least one student.

*Last updated: 1/22/2018*

**Professional Development**

Summit Shasta believes that it is possible to attract and retain talented teachers by sharing a dynamic vision committed to excellence and creating a professional learning environment where staff can learn and grow along with our students. To this end, Summit Shasta invests heavily in professional development for our staff. Every Summit Shasta teacher is an empowered, self-directed and continuous learner who is working to improve student outcomes every day. We know that providing students with high-quality, high-impact teachers is one of the most important factors in their success.

Teachers professionally develop skills and knowledge focused on enabling high-impact activities with every student, every day. We do this through an innovative professional development program in which:

Every teacher participates in 40 days of professional development each year which take place every four to six weeks for two weeks at a time while students are participating in their elective courses and community outreach programs.

Every teacher has access to professional development experiences that are personalized to meet their needs, goal-driven, and supported by high-quality tools and resources.

Every teacher has a block of time to plan individually or to work with other department members for collaborative planning

Each week, approximately 3.5 hours is allotted for staff meeting time; this time is broken down in to full faculty planning for common goals, visions, and school wide concerns, grade level time, and time for teachers to meet in teams to improve their course curriculum and pedagogy.

Teachers also have 1 coaching meetings each month with an administrator where they can reflect and work towards meeting goals set forth on their personal educator plans (PEPs)

*Last updated: 1/22/2018*